


For
peripheral
vessels



GORE® VIABAHN® VBX Balloon Expandable Endoprosthesis

See flexible strength in action:
goremedical.com/eu/vbx-expands





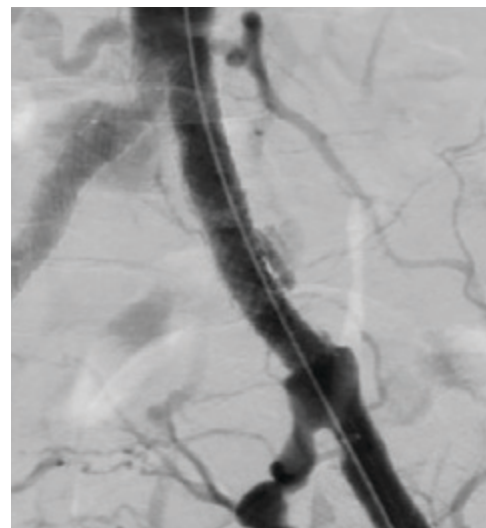
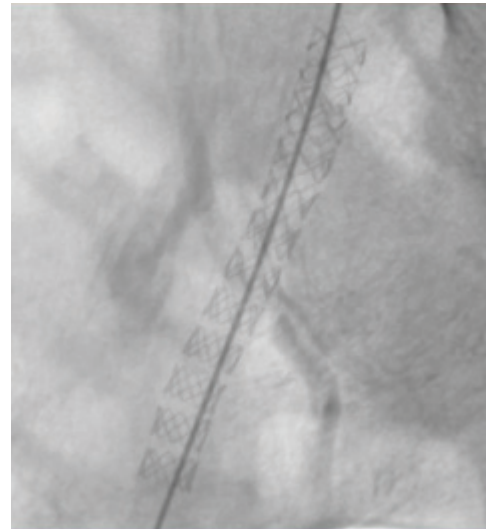
GORE® VIABAHN® VBX
Balloon Expandable
Endoprosthesis
(VBX Stent Graft)
offers precise delivery
and positive outcomes
in complex aortoiliac
applications.*,¹

Flexible strength.

Iliac occlusive disease

Left: Tapered stent conformability

Right: Kissing stent

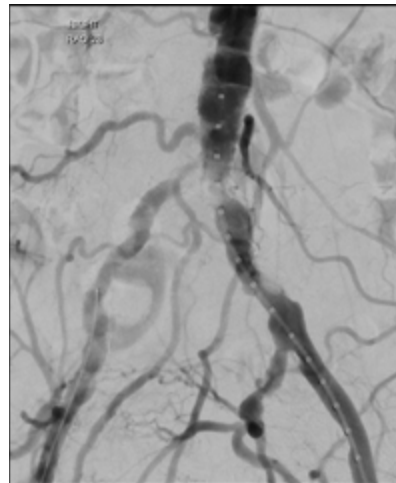


100% stent delivery

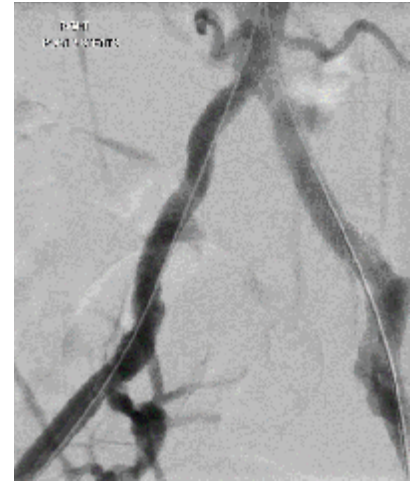
0 stent dislodgement, including 18% that were contralateral deliveries.¹

100% restoration of lumen diameter

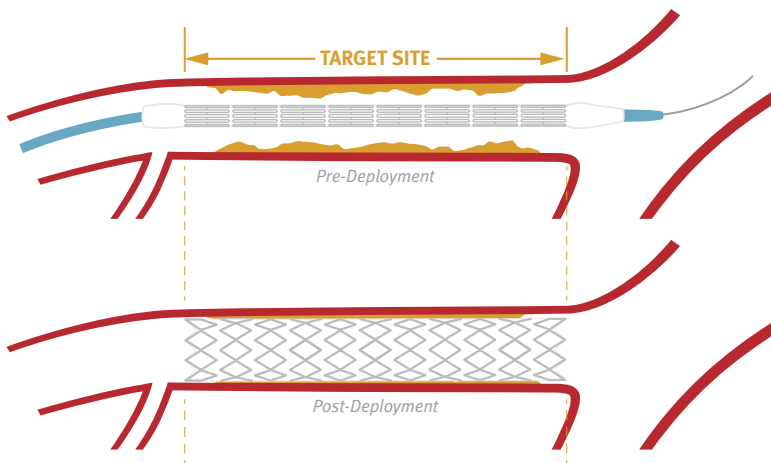
≤ 30% residual stenosis due to high radial strength, even in highly calcified and non-compliant lesions.¹



Before



After



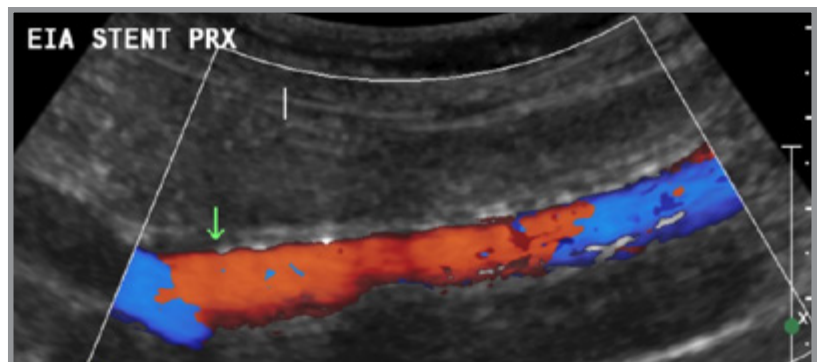
100% maintenance of stent length

Median length change was 0 mm, pre-deployed to final implant.¹

Proven success.

96.9% primary patency

In TASC II C & D lesions
95.3% primary patency.¹



Advanced technology and unique design




Independent stainless steel rings enhance flexibility

- Minimizes foreshortening
- Provides high radial strength




Semi-compliant covered balloon

- Enables diameter customization
- Improves device retention and trackability in tortuous anatomies



CBAS Heparin Surface for lasting thromboresistance**

- Proven, lasting heparin bonding technology designed to resist thrombus formation
- End-point covalent bonding keeps heparin anchored to the stent graft surface, while the bioactive site remains free to interact with the blood to prevent clotting



Expanded range of diameters and lengths

- From 5 to 16 mm diameters[†]
- From 15 to 79 mm crimped stent length



Proven leader with 20 years of peripheral stent graft clinical experience

- Leverages the covered stent technology of GORE® VIABAHN® Endoprosthesis



W. L. GORE & ASSOCIATES, INC.

Flagstaff, AZ 86004

+65 67332882 (Asia Pacific) 800 437 8181 (United States)

00800 6334 4673 (Europe) 928 779 2771 (United States)

goremedical.com

* Delivery and outcomes data derived specifically from iliac occlusive disease clinical studies.

** CBAS Heparin Surface. W. L. Gore & Associates Web site. <https://www.goremedical.com/cbas/references>. Accessed July 30, 2018.

† Secondary balloon required to post-dilate the stent beyond its nominal deployed diameter (secondary balloon not included).

1. Bismuth J, Gray BH, Holden A, Metzger C, Panneton J; VBX FLEX Study Investigators. Pivotal study of a next-generation balloon-expandable stent-graft for treatment of iliac occlusive disease. *Journal of Endovascular Therapy* 2017;24(5):629-637.



Products listed may not be available in all markets.

CBAS is a trademark of Carmeda AB, a wholly owned subsidiary of W. L. Gore & Associates, Inc.
GORE, VBX, VIABAHN, and designs are trademarks of W. L. Gore & Associates.

© 2018, 2020 W. L. Gore & Associates GmbH AW3505-EN4 JANUARY 2020